

Report of detailed analysis of all the four stakeholders:-

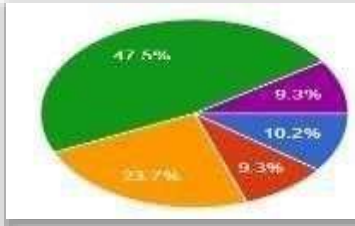
***Students**

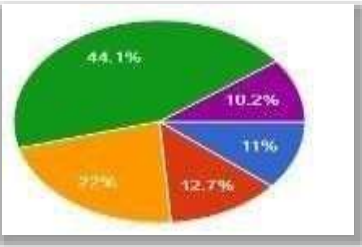
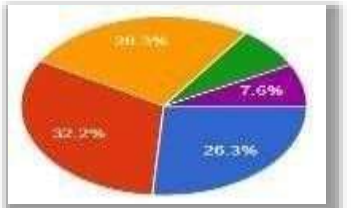
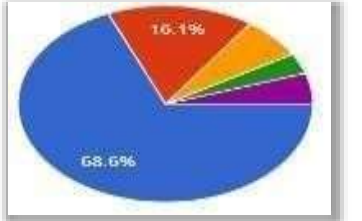
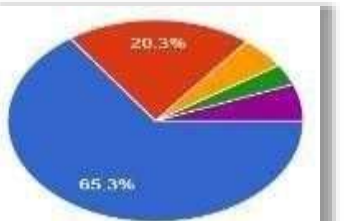
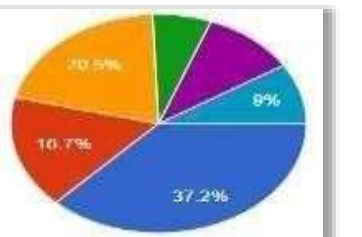
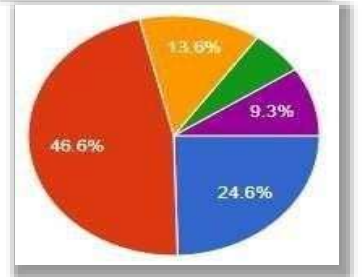
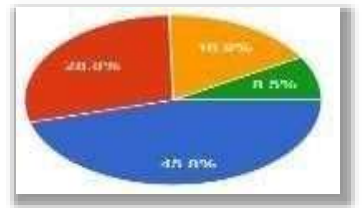
***Teachers**

***Alumni**

***Employers**

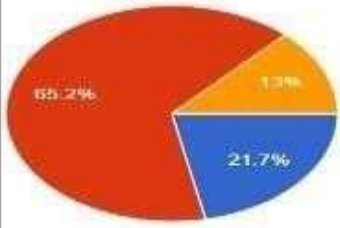
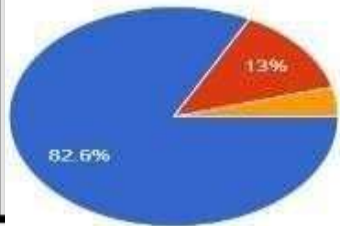
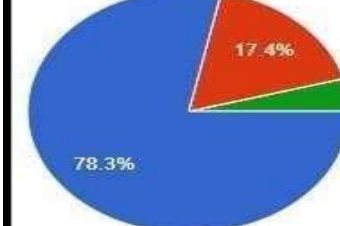
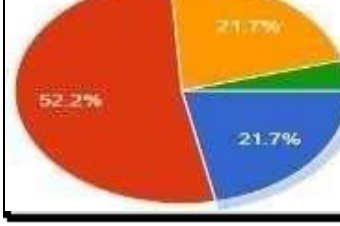

1.4.1 Students Feedback Analysis

| Sr. No. | Attributes | Strongly Disagree | Disagree | Neutral | Agree | Strongly Agree | Total |
|---------|---|-------------------|----------|---------|-------|----------------|---|
| 1 | The content of the present syllabus fulfills the demands of the present time. | 10.2% | 9.3% | 23.7% | 47.5% | 9.3% |  |

| | | | | | | | |
|---|---|-------|-------|-------|-------|-------|---|
| 2 | The current syllabus is job-oriented. | 11% | 12.7% | 22% | 44.1% | 10.2% |  |
| 3 | How do you evaluate the internal assessment process of the college? | 26.3% | 32.2% | 26.3% | 7.6% | 7.6% |  |
| 4 | Do the teachers regularly and punctually take lectures? | 68.6% | 16.1% | 6.8% | 3.4% | 5.1% |  |
| 5 | Do the teachers ensure timely completion of the syllabus? | 65.3% | 20.3% | 5.1% | 3.4% | 5.9% |  |
| 6 | Do the teachers make effective use of ICT to enhance the learning experience? | 37.2% | 16.7% | 20.5% | 6.4% | 9% |  |
| 7 | How will teachers communicate with the students? | 24.6% | 46.6% | 13.6% | 5.9% | 9.3% |  |
| 8 | Do you think the teachers try to respond to the individual needs of the students? | 45.8% | 28.8% | 16.9% | 8.5 | - |  |

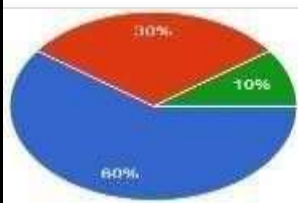
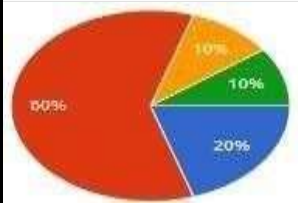
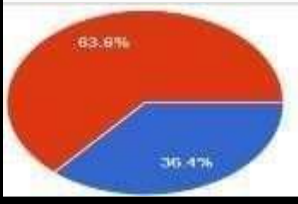
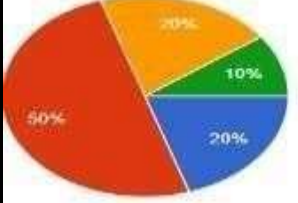
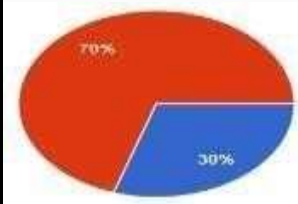
1.4.1

Teachers' Feedback Analysis

| Sr. No. | Attributes | Excellent | Very Good | Good | Average | Response Chart |
|---------|--|-----------|-----------|-------|---------|---|
| 1. | How do you evaluate the syllabus taught to your students? | 21.7% | 65.2% | 13% | - |  |
| 2. | How frequently do you identify the strengths and weaknesses of students in Mentor-Mentee groups? | 13% | 82.6% | 1% | - |  |
| 3. | Do you think co-curricular activities supplement the syllabus? | 17.4% | 78.3% | 4.3% | - |  |
| 4. | How do you evaluate the linkage between syllabus and employability of students? | 21.7% | 52.2% | 21.7% | 4.3% |  |
| 5. | How do you rate the adequacy of ICT-enabled teaching facilities? | 8.7% | 34.8% | 47.8% | 8.7% |  |

1.4.1

Alumni Feedback Analysis

| Sr. No. | Attributes | Strongly Agree | Agree | Neutral | Disagree | Total |
|---------|--|----------------|-------|---------|----------|---|
| 1. | The content of the syllabus taught fulfillsthe demands of the present time. | 60% | 30% | 10% | - |  |
| 2. | The syllabus covers all aspects of contemporary issues of national and international importance. | 20% | 60% | 10% | 10% |  |
| 3. | The syllabus in-incorporates different environmental aspects. | 36.4% | 63.6% | - | - |  |
| 4. | The current syllabus job-oriented. | 20% | 50% | 20% | 10% |  |
| 5. | The present curriculum helps in the overall growth of a student. | 30% | 70% | - | - |  |

1.4.1 Employee Feedback Analysis

| Attributes | Strongly Agree | Agree | Neutral | Disagree | Total |
|--|----------------|-------|---------|----------|---|
| The satisfaction of boss by leadership qualities of our alumni. | | | | | <p>Do you agree that current curriculum meets the requirements of your workplace?</p> <p>Legend: Agree (red), Disagree (blue), Strongly Agree (yellow), Neutral (green)</p> |
| How do you rate the planning and organizational skills of our alumni? | | | | | <p>Do you agree that there is a need to modify existing curriculum?</p> <p>Legend: Agree (red), Disagree (blue), Strongly Agree (yellow), Neutral (green)</p> |
| Do you agree that current curriculum meets the requirements of your workplace? | | | | | <p>Do you agree that there is a need to modify existing curriculum?</p> <p>Legend: Agree (red), Disagree (blue), Strongly Agree (yellow), Neutral (green)</p> |
| Do you agree that there is a need to modify existing curriculum? | | | | | <p>Do you agree that there is a need to modify existing curriculum?</p> <p>Legend: Agree (red), Disagree (blue), Strongly Agree (yellow), Neutral (green)</p> |
| How do you rate our alumni on overall performance basis on scale of 1 to 10? | | | | | <p>How do you rate our alumni on overall performance basis on scale of 1 to 10?</p> <p>Legend: Agree (red), Disagree (blue), Strongly Agree (yellow), Neutral (green)</p> |